

For Young Writers Aged 7-11 Years



ANCIENT EGYPTIANS

Includes poetry and creative writing projects,
quiz and answers, games and activities!

www.youngwriters.co.uk

Imagination is
the destination



THE PYRAMID OF KHUFU AT GIZA IS THE LARGEST EGYPTIAN PYRAMID.

TO DATE, OVER 130 PYRAMIDS HAVE BEEN DISCOVERED IN EGYPT. THEY WERE BUILT AS TOMBS FOR THE PHARAOHS AND SEEN AS STAIRWAYS TO THE STARS.



THE AFTERLIFE WAS INCREDIBLY IMPORTANT TO THE EGYPTIANS. THEY BELIEVED THAT BY PRESERVING A DEAD PERSON'S BODY - WHICH THEY DID THROUGH THE PROCESS OF MUMMIFICATION - THEIR SOUL WOULD LIVE ON IN THE AFTER-LIFE FOREVER.

EGYPTIAN MEN AND WOMEN WORE MAKE-UP! THE EGYPTIANS BELIEVED MAKE-UP HAD MAGICAL HEALING POWERS AND IT STOPPED THEM GETTING SUNBURNT!



THE EGYPTIAN ALPHABET CONTAINED MORE THAN 700 HIEROGLYPHS!



CATS WERE A SACRED ANIMAL FOR THE ANCIENT EGYPTIANS, WHICH THEY BELIEVED WOULD BRING GOOD LUCK!

THE ANCIENT EGYPTIANS INVENTED LOTS OF THINGS WE STILL USE TODAY ... PAPER, PENS AND TOOTHPASTE!



THE GREAT SPHINX IS A LARGE HUMAN-HEADED LION THAT GUARDS THE FRONT OF KHAFFRA'S PYRAMID IN GIZA. THE SCARAB BUG SYMBOLISES THE RESTORATION OF LIFE AND WAS A POPULAR DESIGN FOR GOOD LUCK CHARMS, FOR SEALS USED TO STAMP DOCUMENTS AND FOR JEWELLERY. THE COLOURS USED IN THE SCARAB DESIGN HAD MEANING: RED SIGNIFIED THE GOD, RA, YELLOW WAS USED TO SYMBOLISE THE SUN AND THE DESERT, BLUE SYMBOLISED THE NILE AND GREEN WAS THE SYMBOL FOR GROWTH.



A DAY IN THE LIFE OF ... STORY WRITING SHEET

When writing a story you need to make sure there is a clear beginning, middle and end, otherwise your story won't make sense. The title of your story is 'A Day in the Life of ...' (fill in the name).

WHO WILL INSPIRE YOUR EGYPTIAN STORY ...?

THE BEGINNING

The beginning of your story introduces your character(s) and the setting (where your character is). It has to be interesting to draw the reader in and leave them keen to read all the way to the end!

Who is your main character?
What is your main character like?
How does their day begin?

THE MIDDLE

The middle of the story needs to tell us a bit more about what is happening. Where is your character and what are they doing? You can go into a bit more detail about the character and what they look like / are wearing as long as it flows with what you are writing about.

THE ENDING

Your story needs to finish and make sense! Think about how you want your story to end. You can even make a note of your ending on a scrap bit of paper. Keep this idea in mind and make sure the middle of your story links to your ending.

If you follow these rules you will have written a story! Once you have finished it, read it over and make sure it makes sense, change bits too. If you can make the story even better by re-drafting then do so.

We've included a space below for your story - go on to a second sheet if necessary!


**You're welcome to send your story into us,
our address is below!**

A DAY IN THE LIFE OF ...



WRITE A SENTENCE ON EACH LINE, THAT TELLS THE READER ABOUT THE ANCIENT EGYPTIANS!

E	
G	
Y	
P	
T	
I	
A	
N	
S	



ANCIENT EGYPTIANS QUIZ

1) WHICH FAMOUS STONE, WITH 3 DIFFERENT STYLES OF ANCIENT WRITING ON, WAS FOUND IN 1799?

- Blarney
- Oliver
- Philosopher's
- Rosetta

2) WHAT GUARDS THE PYRAMIDS?

- Anubis
- The Sphinx
- Slaves
- Ka

3) WHICH ORGAN DID HAPY (THE BABOON HEAD) GUARD IN A CANOPIC JAR?

- Stomach
- Intestines
- Lungs
- Liver

4) THE ANCIENT EGYPTIANS WORE AN AMULET OF WHICH INSECT TO WARD OFF EVIL?

- The Ladybird
- The Locust
- The Grasshopper
- The Scarab Beetle

5) WHAT WAS THE NAME OF THE GOD OF THE SUN?

- Ra
- Ka
- Horus
- Amun

6) HOW MANY DAYS DID IT TAKE TO EMBALM A BODY?

- 10
- 30
- 50
- 70

7) WHO WAS THE FIRST KING OF EGYPT?

- Akhenaten
- Tutankhamun
- Amenhotep
- Narmer

8) THE ANCIENT EGYPTIANS GREW FLAX, WHICH THEY MADE INTO WHICH MATERIAL?

- Cotton
- Nylon
- Hessian
- Linen

9) THE ANCIENT EGYPTIANS INVENTED WHICH OF THE FOLLOWING?

- Beer
- Cement
- A Toothbrush
- The Wheel

10) WHICH ARCHAEOLOGIST ENTERED TUTANKHAMUN'S BURIAL CHAMBER IN FEBRUARY 1923?

- Henry Carter
- Harry Carter
- Howard Carter
- Hank Carter



ANCIENT EGYPTIANS QUIZ ANSWERS

- 1) WHICH FAMOUS STONE, WITH 3 DIFFERENT STYLES OF ANCIENT WRITING ON, WAS FOUND IN 1799?
 - Blarney
 - Oliver
 - Philosopher's
 - ✓ **Rosetta**
- 2) WHAT GUARDS THE PYRAMIDS?
 - Anubis
 - ✓ **The Sphinx**
 - Slaves
 - Ka
- 3) WHICH ORGAN DID HAPY (THE BABOON HEAD) GUARD IN A CANOPIC JAR?
 - Stomach
 - Intestines
 - ✓ **Lungs**
 - Liver
- 4) THE ANCIENT EGYPTIANS WORE AN AMULET OF WHICH INSECT TO WARD OFF EVIL?
 - The Ladybird
 - The Locust
 - The Grasshopper
 - ✓ **The Scarab Beetle**
- 5) WHAT WAS THE NAME OF THE GOD OF THE SUN?
 - ✓ **Ra**
 - Ka
 - Horus
 - Amun
- 6) HOW MANY DAYS DID IT TAKE TO EMBALM A BODY?
 - 10
 - 30
 - 50
 - ✓ **70**
- 7) WHO WAS THE FIRST KING OF EGYPT?
 - Akhenaten
 - Tutankhamun
 - Amenhotep
 - ✓ **Narmer**
- 8) THE ANCIENT EGYPTIANS GREW FLAX, WHICH THEY MADE INTO WHICH MATERIAL?
 - Cotton
 - Nylon
 - Hessian
 - ✓ **Linen**
- 9) THE ANCIENT EGYPTIANS INVENTED WHICH OF THE FOLLOWING?
 - Beer
 - ✓ **Cement**
 - A Toothbrush
 - The Wheel
- 10) WHICH ARCHAEOLOGIST ENTERED TUTANKHAMUN'S BURIAL CHAMBER IN FEBRUARY 1923?
 - Henry Carter
 - Harry Carter
 - ✓ **Howard Carter**
 - Hank Carter



Adult Supervision
Recommended

HOW TO MAKE ANCIENT EGYPTIAN PAPYRUS PAPER

We advise that this activity is undertaken with the assistance of an adult and / or adult supervision.

The Ancient Egyptians made their own paper by flattening and crushing stalks of the papyrus plant. They then placed the stalks running left to right, then placed another layer on top running from top to bottom. The more layers, the thicker the paper. Above is what Ancient Egyptian papyrus paper would have looked like.



YOU WILL NEED

Sheets of newspaper
Brown paper (either a shopping bag or recycled packaging works well)
Paper towels (kitchen roll)
PVA glue
Water
A bowl
A paintbrush
Pens / crayons / felt-tips for decorating

INSTRUCTIONS

- 1) Firstly tear your brown paper into strips, they can be long and short. Don't use scissors as you want your strips to have rough edges as this will make it look more authentic!
- 4) You can either paint your strips or dip them in the glue and water mix. Dip / paint one strip at a time.



- 2) Lay your newspaper out and put your paper towels on top of the newspaper.



- 3) In your bowl mix half water and half PVA glue. Stir well with your paintbrush.



HOW TO MAKE ANCIENT EGYPTIAN PAPYRUS PAPER (CONT)

- 5) Take your gluey strip of brown paper and lay it across your paper towel left to right. Continue laying your strips across the page until the paper towel is covered. Make sure your edges are all jagged too, no neat lines!



- 7) Now you have to leave your paper to dry overnight. (If it's a hot, sunny day your paper may dry in a couple of hours if you leave it in the sun!)



- 6) Now dip / paint more strips and lay them on top of the layer you've just made, but this time lay the strips from the top of the page to the bottom. Do this until you have covered the bottom layer up.



- 8) Once your paper is dry you are ready to decorate it. If you have any bits of paper towel showing simply tear them off. Now you can draw hieroglyphics, write a poem on, or even draw a map of the pyramids on your Ancient Egyptian paper!



**WHY NOT EMAIL US A PICTURE OF YOUR ANCIENT EGYPTIAN PAPYRUS PAPER?
IT MAY END UP FEATURED ON OUR BLOG!
EMAIL US AT [BLOG@YOUNGWRITERS.CO.UK](mailto:blog@youngwriters.co.uk)**





O	T	B	D	S	R	A	J	C	I	P	O	N	A	C
J	L	Z	M	D	X	A	X	N	I	H	P	S	J	P
W	L	D	Q	O	G	L	M	V	E	A	E	L	I	N
B	U	C	Q	O	T	I	O	B	P	D	I	O	D	K
G	V	T	P	T	S	B	Z	X	A	J	O	S	C	X
T	R	E	A	S	U	R	E	A	P	Y	Y	D	G	F
W	C	X	D	Q	G	W	S	Q	Y	M	J	I	C	I
P	V	O	G	P	A	S	H	I	R	M	N	M	V	M
U	G	T	J	H	H	D	A	Z	U	U	X	A	M	H
V	Z	H	T	J	P	A	E	U	S	M	G	R	Y	Y
E	R	E	F	B	O	X	R	G	W	S	W	Y	J	W
S	S	N	L	B	C	V	Z	O	Y	B	D	P	R	K
F	X	I	R	R	R	M	E	I	A	P	S	N	V	W
C	I	L	B	O	A	U	R	U	X	H	T	H	A	U
B	N	E	F	N	S	J	G	O	P	L	O	T	U	S

CAN YOU FIND THESE WORDS?

PHAROAH

PYRAMIDS

SAND

THE NILE

MUMMY

EGYPT

TOMB

LOTUS

PAPYRUS

SARCOPHAGUS

SPHINX

GIZA

CANOPIC JARS

GODS

TREASURE



Ancient Egyptian Word Scramble

L E N I

--	--	--	--

I I S S

--	--	--	--

H P X I S N

--	--	--	--	--	--

M M M U Y

--	--	--	--	--

B C S A A R

--	--	--	--	--	--

Y I P M R A D

--	--	--	--	--	--	--

P N C A O I C

--	--	--	--	--	--	--

N A B I S U

--	--	--	--	--	--	--

Y P P R S U A

--	--	--	--	--	--	--	--	--


G E Y P T

--	--	--	--	--	--

ANSWERS

NILE
ISIS
SPHINX
MUMMY
SCARAB
PYRAMID
CANOPIC
ANUBIS
PAPYRUS
EGYPT





1

SECRET AGENT MUMMY BY STEVE COLE

Published by Red Fox
RRP £5.99 (paperback)
ISBN: 9781849418188

What could be crazier than a 200-year-old Egyptian mummy detective moving in next door?

How about:

- An army of brainwashed baboons?
- A flying bandaged dog's-bottom?
- A talking cat goddess?
- An evil sorcerer from another world?

Somehow, Niall Rivers has got to deal with all of them.

Still, it's not the end of the world . . . Is it?

Packed with black and white illustrations, real facts about Ancient Egypt, plus fun and action on every page, this is the first book in a brilliant new series by Steve Cole.



2

AWESOME EGYPTIANS BY TERRY DEARY

Published by
RRP £5.99 (paperback)
ISBN: 9780439944038


Step back to an awesomely ancient time with the Awesome Egyptians. Discover which king had the worst blackheads, why some kings had to wear false beards and why the peasants were revolting. History with the nasty bits left in!

3

DISCOVERY: MUMMIES AND PYRAMIDS

Published by
Usborne Books
RRP £5.99 (paperback)
ISBN: 9780746096390

The mysteries of the Ancient Egyptians are unearthed in this visually exciting, fact-filled book. Read fascinating descriptions about how mummies were made and how pyramids were built and see the latest technology used to "see inside" mummies and the truth about the curse of Tutankhamun. Also includes internet links to recommended websites with animations, games and the latest information.



4

THE EGYPTIAN ECHO (NEWSPAPER HISTORY) BY PAUL DOWSWELL

Published by Usborne Books
RRP £5.99 (paperback)
ISBN: 978-0746027516

Usborne's newspaper history books present facts about various periods in history through the use of a fictional tabloid newspaper. The Egyptian Echo depicts in lurid detail the trials, terrors, tribulations and triumphs of the Ancient Egyptians.

5

JACK STALWART: THE MISSION TO FIND MAX BY

Published by Red Fox
RRP £4.99 (paperback)
ISBN: 9781849413077

An ancient and terrible curse of the pharaohs is set to wreak havoc in Egypt. Can Secret Agent Jack Stalwart save the day and finally solve the mystery of his missing brother, Max?



6

ANCIENT EGYPT FUN KIT

Published by
RRP £15.99
ISBN: 9780486459103

Dozens of Egyptian activities at a king-sized value! Includes: 45 stickers, tattoos and stencils, King Tut sticker paper doll collection, 2 complete colouring books plus 4 stained glass colouring sheets, Egyptian poster, 3 full-colour Egyptian masks and crayons!



Young Writers



Young Writers aim to encourage young people to engage in creative writing. We have worked with schools, parents and young writers for over 20 years by doing the following:

- Running national poetry and creative writing competitions through schools
- Providing resources to teachers to aid them in teaching young writers
- Providing poetry and creative writing workshops for young writers

Our website – www.youngwriters.co.uk – hosts a variety of activities and workshops for children as well as recommending books, publishing children's reviews, winners' section, author interviews and much more! We have a blog that features all sorts of literary news, as well as provide more information about young writers in general. Visit the news section of our website to read our blog.

We welcome feedback, suggestions and comments from teachers, parents and young writers – please feel free to drop us an **email** info@youngwriters.co.uk or complete our online feedback form.

We hope you have enjoyed using our free resource pack. If you would like to send any of your poetry, stories or mini sagas to us, for consideration for publication, please send them to **Young Writers OR, Remus House, Coltsfoot Drive, Peterborough PE2 9BF** or upload them to our website.